

## Reference : C-35H30 8-8H+F

The Fixolite box is a 6 m long prefabricated lintel box designed to receive a closure (roller shutter, BSO, etc.). The box consists of an inverted U-shaped, fire-retardant expanded polystyrene (30 kg/m<sup>3</sup> density) shell reinforced with steel mesh. The side walls are fitted with aluminum rails.

**Traditional model box.** This box is the most economical and offers good performance. The box is certified by Technical Advice to the CSTB.

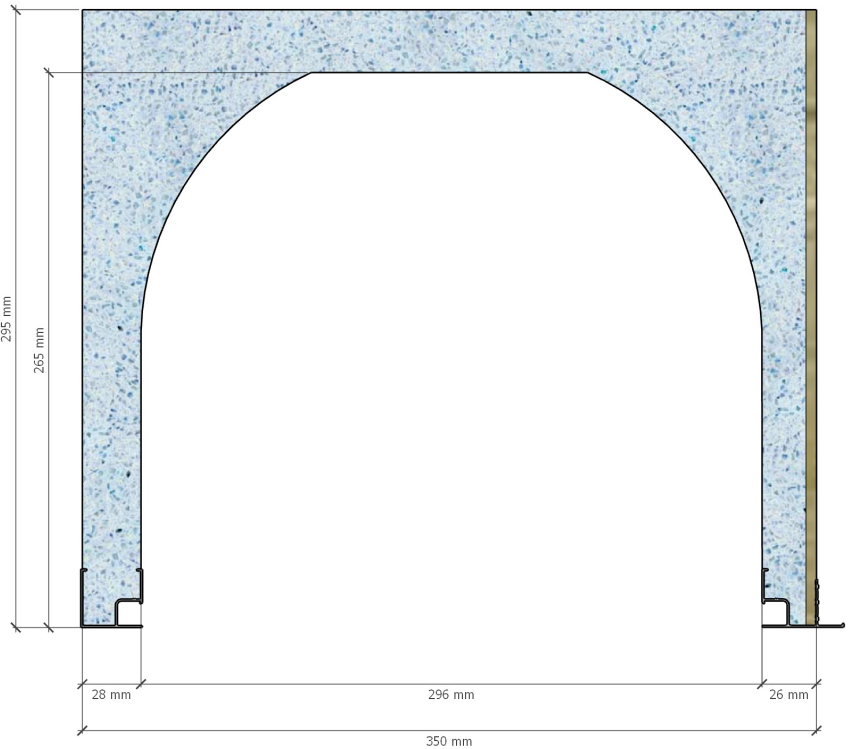
Type	35H30
Outer rail ref.	827
Inner rail ref.	8H
Color	Blue polystyrene
Compatible cheek	J-35
Certification	<a href="#">CSTB 16-11-634</a> (translated)
Thermal conductivity	U = 1.33 W/m <sup>2</sup> .K
Thermal resistance*	R = 0.75 m <sup>2</sup> .K/W
(*) R: thermal resistance (m <sup>2</sup> .K/W) taking into account a $\lambda$ coefficient of 0.0374 W/m.K after application of a safety coefficient of 1.15.	
Weight	3.64 kg/m
Reaction to fire	class E (EN ISO 11925-2/EN 13 501)
Air permeability	c*3 class
Acoustic perf. (Dn <sub>w</sub> )	49 dB

### Box dimensions

Width	350 mm
Height	295 mm
Tunnel	296 mm
External side	28 mm
Internal side	26 mm

### Components

Wood-cement fiber	1.19 kg/m
Aluminium (recycl. 85%)	0.56 kg/m
Steel (recycl. 96.5%)	1.1 kg/m
Polystyrene (recycl. 10%)	0.8 kg/m
<b>Total</b>	<b>3.64 kg/m</b>



Box shown: C-35H30 8-8H F

### Sides finishing

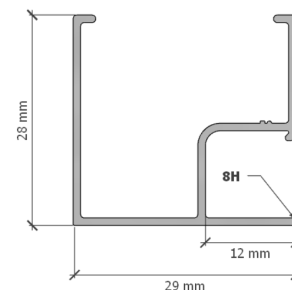
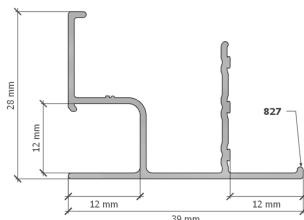
**External side**  
Wood-cement fiber



**Internal side**  
Structured polystyrene



### Rail diagram



English version / Version française



**2024-05 • Fixolite Disclaimer.** The information provided in this technical sheet is for reference only and without warranty of accuracy or completeness. Fixolite disclaims any liability for errors, omissions, or consequences related to the use of this information. Specifications are subject to change without notice.